

## HTC Desire 2.2 Update Over-the-Air (OTA) Update Overview



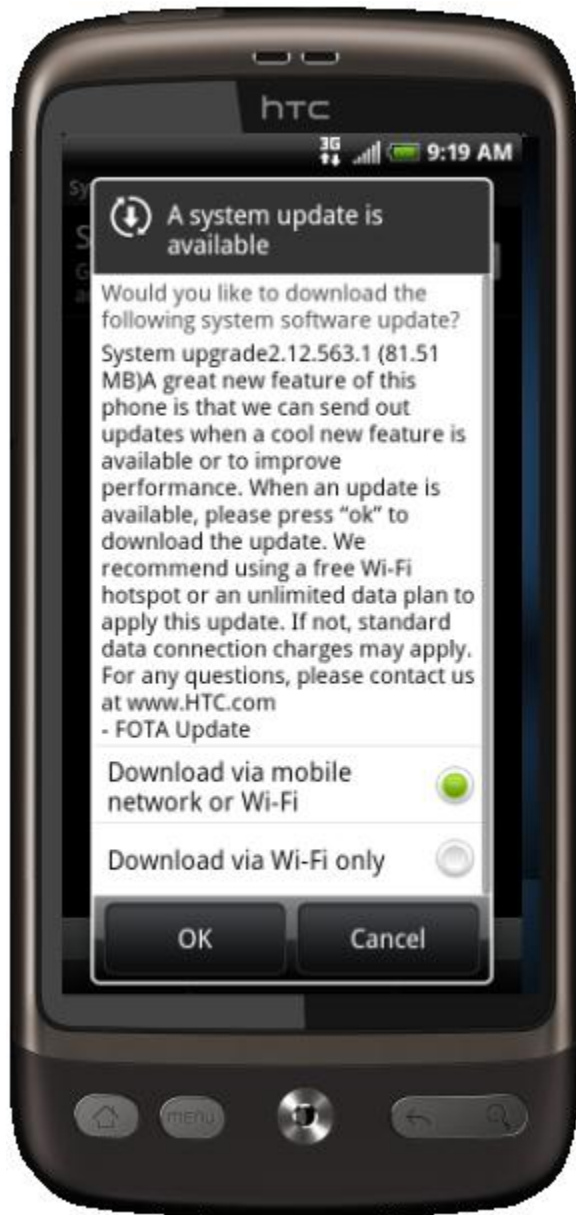
Your HTC Desire will soon receive a message notifying you that a system update is available.

This update includes the following items:

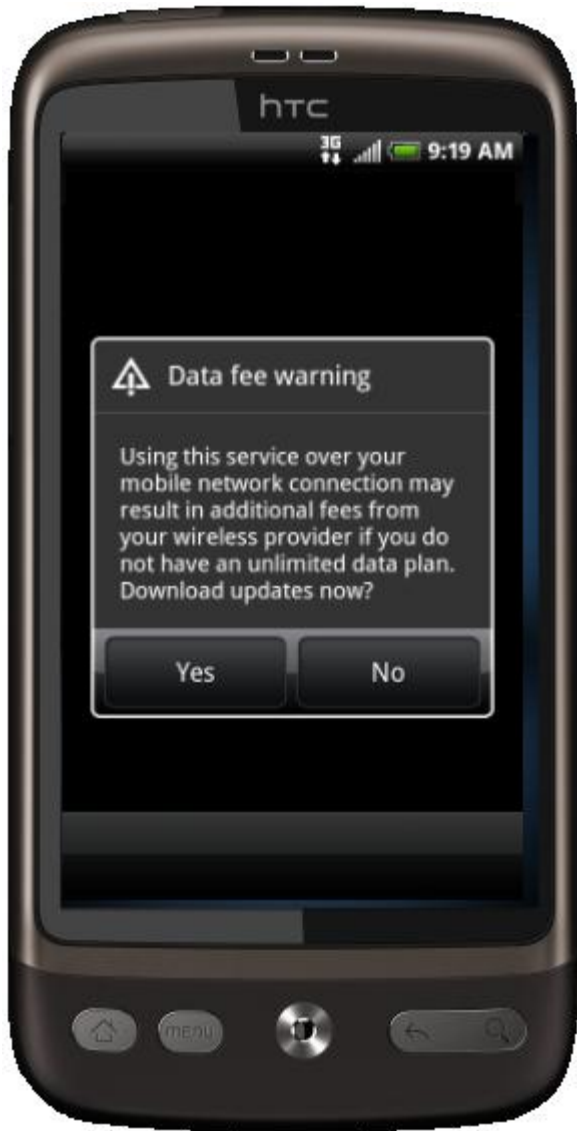
- Now you can save applications to your SD card instead of your phone's internal memory, greatly increasing the number of apps you can use
- Adobe Flash 10.1 support
- Improvements to Google apps like Gmail and YouTube
- Speed enhancements – your Android phone will run faster
- Automatic backup of personal data when switching devices
- Enhanced Microsoft Exchange ActiveSync support
- Additional enhancements and fixes

We recommend that customers connect the HTC Desire to a WiFi network for best results by selecting “Download via Wi-Fi only”. If no WiFi network is available, you can choose “Download via mobile network or Wi-Fi”.

Once you have made your selection, press OK.



If you selected “Download via mobile network or Wi-Fi” a Data fee warning will appear notifying you of possible additional fees if you do not have an unlimited data plan. Press “Yes”.



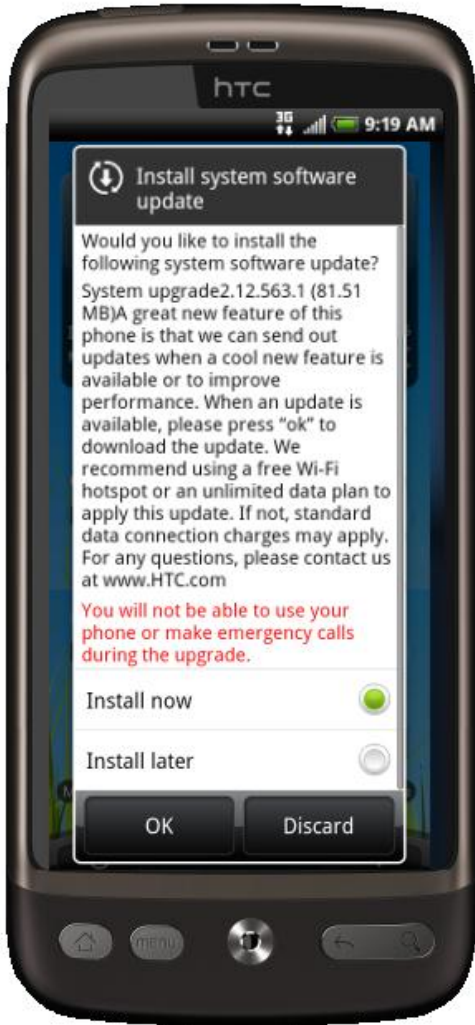
The system update will begin to download. You can see the progress by viewing your notifications from your Home screen by pressing the Menu button and then “Notifications”.



Once the system update has finished downloading, you will see the following screen notifying you that the system software update is ready to be installed.

Note that you will not be able to use your phone or make emergency calls during the upgrade.

Select “Install Now” or “Install Later” and press “OK”.



**Install system software update**

Would you like to install the following system software update?  
System upgrade 2.12.563.1 (81.51 MB) A great new feature of this phone is that we can send out updates when a cool new feature is available or to improve performance. When an update is available, please press "ok" to download the update. We recommend using a free Wi-Fi hotspot or an unlimited data plan to apply this update. If not, standard data connection charges may apply. For any questions, please contact us at [www.HTC.com](http://www.HTC.com)

You will not be able to use your phone or make emergency calls during the upgrade.

Install now

Install later

OK Discard

If you selected “Install Now”, the system software update will install and once complete, the screen will confirm that the update is complete.

Press “OK”.



Your phone will restart apply additional updates.

After the phone restarts, the system software update is complete.

